

Smart Phones, Social Media and Screen Time: WHAT PARENTS NEED TO KNOW




Apps Child Predators Use

<p>SNAPCHAT</p>  <p>Most popular app for sexting, although they don't disappear. It also uses a Snap-Map, which allows users to share their exact location with friends.</p>	<p>CALCULATOR%</p>  <p>One of several secret apps used to hide photos, videos, files and browser history.</p>	<p>HOLLA</p>  <p>Self-Proclaimed "addicting" video chat app that allows users to meet people all over the world in just seconds. Reviewers say they have been confronted with racial slurs, explicit content, and more.</p>
<p>BUMBLE</p>  <p>Similar to the popular dating app "Tinder" however, it requires women to make the first contact. Kids have been known to use this to create fake accounts and falsify their age.</p>	<p>KIK</p>  <p>Teens and teens use to send sexts. Predators can contact your child via Kik and send unsolicited sexts.</p>	<p>HOT OR NOT</p>  <p>Encourages users to rate your profile, check out people in their age area and chat with strangers. The goal of this app is to hook up.</p>
<p>LIVE.ME</p>  <p>No teen needs this app. Teens and tweens earn coins on Live.me and some predators are using coins as a way to pay minors for pictures.</p>	<p>ASK.FM</p>  <p>Users send open or anonymous questions to users and wait for responses, often times leading to more interactions.</p>	<p>WHISPER</p>  <p>An anonymous social network that promotes sharing secrets with strangers. It also reveals a user's location so people can meet up.</p>
<p>OMEGLE</p>  <p>Teens are at risk of being exposed to sexually explicit photos and videos. Omegle itself warns members that predators are known to use the app.</p>	<p>YUBO</p>  <p>Teens use it as a hook-up app. Predators pose as teens to meet kids in their area. It has been coined as "Tinder for Teens".</p>	<p>TALKING TOM</p>  <p>Children can easily disable child-mode to adult-mode. Children get asked to participate in "clothes swapping". This is one of many talking pet apps that could be dangerous.</p>

Apps to Know About

<p>SNAPCHAT</p>  <p>Most popular app for sexting, although they don't disappear. It also uses a Snap-Map, which allows users to share their exact location with friends.</p>	<p>INSTAGRAM</p>  <p>Instagram Ranked "Most Dangerous" Social Media App For Young People's Mental Health. Also known as "Instaporn".</p>	<p>MAPPEN</p>  <p>Horrible for data privacy. The app is constantly asking for access to all of your contacts, and kids are not often selective with who they select as contacts.</p>
<p>TWITTER</p>  <p>Teens can follow anyone who interests them, from their best friend to their favorite band to the hottest new celebrity—even brands they like.</p>	<p>HOUSE PARTY</p>  <p>Group video chat allows up to eight people to chat. There is little risk of children meeting strangers within this app. However, all messaging sites have some sexting and bullying risks.</p>	<p>WHISPER</p>  <p>An anonymous social network that promotes sharing secrets with strangers. It also reveals a user's location so people can meet up.</p>
<p>WHATS APP</p>  <p>An alternative to Facebook's messaging app or texting, where users exchange unlimited text, audio, photo & video messages online.</p>	<p>KIK</p>  <p>Teens and teens use to send sexts. Predators can contact your child via Kik and send unsolicited sexts.</p>	<p>LIVE.ME</p>  <p>No teen needs this app. Teens and tweens earn coins on Live.me and some predators are using coins as a way to pay minors for pictures.</p>
<p>BOO</p>  <p>Very similar to Snapchat. Users can take photos of themselves with filters and post them to Instagram, Twitter, and Musical.ly.</p>	<p>MUSICAL.LY</p>  <p>Video karaoke app where minors can share adult content with strangers. It is also a platform where children are often exposed to sexting and bullying.</p>	<p>ASK.FM</p>  <p>Users send open or anonymous questions to users and wait for responses, often times leading to more interactions.</p>

Other Considerations

<p>TUMBLR</p>  <p>No age requirement. Access to porn content is easily accessible.</p>	<p>YOUTUBE</p>  <p>YouTube has added a new mobile-only feature that allows you to share a video with friends and chat about it in a private thread.</p> 
<p>REDDIT</p>  <p>Easily enables kids to access inappropriate material should be monitored by parents.</p>	<p>VPN</p>  <p>A Virtual Private Network (VPN) creates a secure connection between two devices, allowing the exchange of data or information to happen privately using the internet. (Many companies use this to protect sensitive data.)</p>  <p>Today, VPN technology is widely used for other purposes - many of which are illegal.</p> <ul style="list-style-type: none"> To override their school's web filtering To use the internet anonymously To steal online content
<p>GROUPME</p>  <p>GroupMe is a messaging app where users can send group or private messages. Some students favor this app because the content of a message isn't displayed when notifications pop up on their device. This feature makes it easy for students to hide negative behavior or content from their parents. (There is not a way to delete past posts, which means a user's control over their content is limited.)</p>	
<p>REMRIND</p>  <p>Remind is a safe, classroom-friendly communication tool to help teachers send messages, en masse or targeted, to students and parents. Two-Way Messaging is now available on Remind and the history cannot be deleted.</p>	
<p>MESSENGER</p>  <p>Facebook Messenger is not suitable for younger children because they have to have a Facebook profile to use it. Facebook is restricted to children 13 years and older. For children over 13 years, parents need to be mindful of the address book syncing and making sure the child's phone number is private so that only people the child knows or you approve can message them through Facebook Messenger.</p>	



Other Apps or Software to Consider

Additional Resources

SOME APPS REQUIRE SPECIFIC RESTRICTIONS

Look for other options:

CHECKING THE PHONE IS NOT ENOUGH

MAJOR TYPES	DEVICE SPECIFIC	MISC
Smartphones	Nintendo 3DS	Multiple Children
Browser Controls	Nintendo Switch	Workarounds
Desktop/Laptop	PlayStation 4	Thumb Print
Child Specific Sites	Xbox	Security Code
Third Party Security	Kindle Fire	
Router Protection	Amazon Fire Tablet	
Child Friendly DNS		
Limiting Screen Time		
Educating Child		



PHONE: 205-605-1824
 EMAIL: COMPACT2020@SHELBYDA.COM
 WEBPAGE: WWW.COMPACT2020.COM



Setting Phone Restrictions – iOS & iTunes

iOS calls parental controls Restrictions, and they're easy to access.

Open **Settings** on your iPhone, iPad, or iPod Touch, and then visit **General > Restrictions**.

Tap **Enable Restrictions** to start using them, then make a passcode. You'll need to enter this later to change these options.

Don't lose this code, or you'll have to reset your device.



Setting Phone Restrictions - Android

You can set up a second account or enable features on your own account.

Combined with disabling Google Play or adding parental controls for downloading apps, you can restrict the apps they use.

Settings > Users and tap Add user

Go through the steps to create the second account, and when asked to set up a Google account, choose Skip if you don't want them to use Google Play.

Open the Google Play app on their account, slide out the left menu, and tap Settings. Slide down to Parental Controls and create a PIN first.

HOW TO SET PARENTAL CONTROLS

Set restrictions so your child is not exposed to inappropriate content at an early age. Simply Google "How to set up parental controls for {device type}". A few easy steps can help safeguard your child from a world of danger.



- Spam Accounts
- Contracts
- Expectations
- Consequences
- Talk to your Child
- Set the Example